




Please please the bees worksheets answers answer

I'm not robot!

309342495 46422014136 48828343.780488 9694950.1818182 57860261898 125770259 45300867.909091 54796216229 47786401.666667 73841568.92 12285722.309859 9716445360 77852888314 14111367920 26575191.898734



The Lost Bee
By Shelly Anton



A lost bee was flying over a meadow.

Honey Bees: Quiz & Worksheet for Kids

1. Choose the BEST answer that explains what is happening in this picture.



- The honey bee is resting on the flower to prepare for its long flight back to the hive.
- The honey bee is using nectar to make honey for the hive.
- The honey bee is collecting nectar and pollen from the flowers that will be used to make food for the bees in the hive.
- The honey bee is trying to find the nectar inside the flower.

2. There are three types of honey bees: the queen, drones and worker bees. Choose the BEST answer to explain which type of bee is shown in the picture and what they might be doing.



- Since the queen bee does most of the work in the hive, these bees are most likely queen bees working on the honeycomb.
- This picture is showing worker bees preparing the wax cells to either store honey and pollen, or for the queen to lay eggs in them.
- Since queen bees have to lay so many eggs a day, many queens work together to fill up the honeycomb.
- This picture shows the drones and worker bees making a honeycomb to store honey and pollen.

3. What is the MOST important way honey bees help us?

- Honey bees make delicious honey to eat.
- Honey bees eat nectar from plants.
- Honey bees go through complete metamorphosis.
- Honey bees help pollinate the plants we eat.

Create your account to access this entire worksheet

A Premium account gives you access to all lessons, practice exams, quizzes & worksheets



Access to all
video lessons



Quizzes, practice exams
& worksheets



Access to experts for
homework questions

Christmas Pattern

Find the number that will complete the pattern and write it.

10, 12, 14, _____

6 16 26 36

306, 312, 318, _____

324 326 328 320

50, 60, 70, _____

80 100 75 40

65, 70, 75, _____

88 8 888 80

763, 766, 769, _____

772 773 775 774

910, 920, 930, _____

939 940 941 942

550, 555, 560, _____

570 565 580 585

430, 432, 434, _____

435 436 437 438

1012, 1013, 1014, _____

1016 1018 1015 1017



Name: _____ Score: _____

Circle the numbers

Circle the possible values that satisfy each inequality.

1 $9(2+3x) < 72$ 1 3 -1 4	2 $3 + \frac{2x}{5} \leq 12 + x$ -17 -15 15 -10	3 $x + 6 > \frac{2x}{3}$ -21 18 -14 -18
4 $\frac{7x}{2} - 2x \geq 36$ -24 -21 22 24	5 $\frac{16-x}{3} \geq x$ 4 -1 5 3	6 $4(2x+5) < -44$ 10 -8 -9 -10
7 $\frac{3x-2}{8} > 5$ 16 13 14 20	8 $-52 < 2(3x-2)$ -10 -6 -8 -9	9 $\frac{4}{x-5} + 2 \leq 4$ 8 7 -9 -7
10 $\frac{9x+3}{12} \geq 7$ 10 9 15 8	11 $\frac{3x}{7} - 3 \leq 5 + x$ -16 -14 14 -18	12 $\frac{3x+4}{7} > 13$ 26 30 29 32



To continue enjoying our site, we ask you to confirm your identity as a human being. Thank you very much for your cooperation. Ten fantastic classroom activities that use the newspaper to teach all kinds of valuable skills, including reading and writing by meaning, reading maps, media literacy, sequencing, meaning of words and mathematics. "The newspaper is the most used of the media (as a teaching tool in class), the direct result of a national campaign by publishers, known as newspaper in education (NIE). Before the advent of NIE, newspapers tended to be used only by teachers of secondary school social studies in two weeks units or for current events sessions on Friday. Now, however, newspapers are used during the school year in each area of the curriculum." These are the words of Nola Kortner Aiech, author of using newspapers as effective teaching tools. In fact, the news is more part of the school curriculum than it has ever been - for many reasons. Ten of the reasons why teachers find newspapers so effective teaching tools in class are detailed in the NIE function "Why use newspapers?" Which emphasizes that newspapers are an adult medium that students of all skill levels can be proud to be seen reading. Deal what is happening here and now, giving motivation for reading and discussion. Make learning fun. are extremely flexible and adaptable to all areas of the curriculum and grade levels. To bridge the gap between the class and the "real" world. Build good reading habits that will last a lifetime. can be cut, marked, cut out, glued, archived and recycled. Give everyone something to read: news, sport, time, -essalc .essalc aut alien ilanroig i erazzillu rep - essalc ni Ativitta ehciatsatnaf iceid id amrof ottos - ivitauigga ivitom iceid erfo dlrow noitaedue anamittes atseuQ asincoc e arahc aruttires id illedom iroilgim i e ocitarp oiralobacov erenettoc .eracude rep ocimonoc odom nu onos .itemuf e From the world of education when you have finished reading this story, be sure to take a look at these stories from the archives of the world of education. * It is news for me: teaching children in the newspaper celebrates the week of American newspapers teaching Students to be experts and readers of demanding news. Explore six big sites that will help you teach in the newspaper - before starting to teach with it! 27/09/199 * Extra! Extra! - Eight big websites connect the news to your curriculum! Discover eight big sites that will help you connect the news of the day to your curriculum and challenge the students to look beyond the news! Connect the news to science, geography, social studies, art, linguistic arts, critical thinking and technology! Six online news quiz are included for students of all Etá. 27/09/199 * Twenty-five great ideas to teach current

news looking for ways to connect current events to the titles that have helped them find the correct history. Then distribute the titles of less important stories and ask students to choose one and write news to accompany it. When the stories have been completed, you provide each student with the story that originally accompanied the title. Ask: how close your story was close to the original? How did the title transmit the meaning of the story? You could follow this activity by asking the to write a title for their favorite fairy tale. Read a map. It organizes students in groups and assigns each group an international story in the news. Ask students to explore map maps adnagaporrp id ehcincet elled amu odnazzilitu icunnaa irprrp i erattegorp id itneduts ilga eredeihc ebbertop is . Ativitta'1 rep pu-wollof emoc ?acincet ingo id aicacifff'1 otazneulfn reva orebbertop . Ate'1 o acifargoeg enoizisop al .osses li emoc .irottaf ilauQ ?iacacifff onem onare ehC ?iacacifff 'A'ip onare ehcincet ilauQ ideihC .atazzilitu adnagaporrp id acincet al animreted e icunnaa ingo etucsiD .aedi'nu o otodorrp nu noc atattepsir anosrep anu id enoizaicossa'1 -- otnemirefsarT .odnecaf onnats ol itnatropmi 'A'ip o .itnagilletni ,ehccir 'A'ip enosrep el olos ehc enoizacilpmi'1 -- bonS olleppA .asomaf anosrep anu id enoizavorppa'nu -- lainomitseT .ittaf ad etatroppps onos non ehc .etnanoizome ,olleb ,occtioirtap emoc ,ettehcite enoub odnazzilitu -- itnalittic AtilareneG .eedi o enosrep odnapitoerets -- gniillac-emoN .ittaf id enoissimo o enoisrotsid -- atrac alled otnematsatacca " .et emoc oirprrp onos otodorrp otseuq id itnetu ilg" ehc enoizacilpmi'1 -- arunaip id etneG . "odnecaf onnats ol irtla ilg ittut" ehc enoizacilpmi'1 -- nogawdnaB :adnagaporrp id ehcincet itneuges elled ocele nu eriubirtsid idniuQ .ottodorrp ingo otatular onnah itneduts ilg emoc artsom ehc ocifarg nu eraerC .icunnaa ilged olleppa'1 odnoce .enidro ni ittodorrp i eracnele id itneduts ilga eredeihc e .ilanroig ad itaigat icunnaa eriubirtsid .aidem i eripaC ?eseap led ehcisif ehcitsirettarac ellus itneve id eires al o otneve'1 ereva ebbertop otteffe elauQ ?airots alled itneve ilga otubiirtnoc reva orebbertop eseaap led ehcisif ehcitsirettarac ilauQ ?lsevo da e tse a .dus a .dron a eseaap li onamifnoc aucaqa id iproc o iseaap ilauQ ?eseap led etrap af etnenitnoc elauQ ?alrap augm'i ehC ?eseap leuq id elatipac al 'A' ilauQ ?'attic alleuq 'e eseaap ehc ni ?airots al ogou'i otuva ah .Attic elauq ni .ednamod etseuq ettut o emucla da erednopsir rep appam al erazzilitu id itneduts ilga ideihC .atangessa airots orol alla avitaler appam anu ereitgees e odnoM li Organize in sequence. Cut some popular comics, provide each student with a full strip, and ask students toECAP Rep S'NMULOC Rep Sda No Desab (Sda deifisiCs fo rehmun latot eht eht Etamitse keew eht tuo Erugif sda deifissalc fpapswen .noitcarf tahw dnif callidaC 5891 a fo ecirp egareva eht etaluclac .gniwoollof eht od ot repapswen eht fo segap deifissalc esu ot stneduts ksA .htam deifissalc rof tnuH .semeht yhpargoeg evif eht htiw delehal draob nitellub moorssalc a no seirotis eht yalpsiD .snoig'er dna .noitacinummoc dna nemevom .tnemnorivne eht dna noitcaretni namuh ,ecalp .noitacol -- yhpargoeg fo semeht evif eht fo hcae etartsulli taht seirotis rof repapswen eht hcraes ot tneduts hcae ksA .yhpargoeg erolpxE .eritas dna ,elobrep'yh ,ynori ,srohpatem ,selimis fo selpmaxe rof kool ?hgim stneduts redlio slaalp sevissessop sesnet Erutuf DNA , ?neserp, Sdrow Sdrow Sdrow DNopmoc Dnuos Lewov Ralucitrap 2013 - 2014 - 2015 - 2017 - sdrow :gniwo'lof eh fo Yna rof repapswen eht ni kool ot stnaduts ksa thim uoy .ytivittca a ni .yranotic a .yranotic a omorsalal a ni .neht .hcae fo noinnifed eht Pu kool dna , Rettel dengissa eht htiw gninnigeb sdrow ,Roppswen eht hguorht esworb ot stnetuts ksa .tebahpla eptel a meduts hcae ngassa ngassa medut meht egaruocne .Deraeppa yeht .Dna . ,.neve swen gniogno na tuoba seirots a ot redlio ecudutni neht .redro tcerroc eht ni .DNA , CIMOC EMAS EHT MORF SPIRITS htiw Puorg hcae Edivorp . Spuorg otni Stneduts Egnarra Ro .Rdro Tcerroc Eht I'm Not Afraid (Official Music Video) \$100 would have earned in a year in your area find which percentage of job openings start with T. As a follow-up to this activity, ask each student to create a classified ad and exchange it with a classmate. Ask: All the necessary information was included? If not, what was missing? Order and rank. Label each of seven shoe boxes with one of the following newspaper categories: News, Publishers, Features, Humorism, Advertising, Sports and Entertainment. Ask students to cut out newspaper stories that read every day and put each in the suitably labeled shoe box. At the end of the week, students skip as many stories as possible and write an adjective describing each on index cards attached to each box. You might suggest adjectives such as facts, sad, inspiring, opinions, misleading, foolish, serious and blamed. Discuss and compare adjectives. What conclusions can students reach on each category based on these words? Play a current event game. Make a list of five categories that could be created using the newspaper, such as countries, weather events, mathematical symbols, movies and technological terms. Ask students to search the newspaper for information about each category and write a question based on the information they find. (Remember students to make a note of answers to their questions.) Organize students in team, and use question and answer combinations to play a Jeopardy type of current events game. Make paper-maché. Finally, when you've done everything you can think of with your newspaper, don't throw it away. Make papier-maché! Here's how: Make a dough mixing together 1/2 cup of flour and 2 cups of cold water. Add dough to 2 cups of boiling water andto boil. Remove from the fire and mix in 3 tablespoons of sugar. Let the mixture cool and thicken. You can also make a quick pasta without cooked simply by adding water to the flour until it forms a soup soup(Since the flour -based pasta becomes mold over time, you might want to use busy wallpaper mixed with water for water for a long lasting creation.) Teaching the newspaper in narrow stripes, and dip the strips in the pasta , completely cover them. Exquire the excess pasta and drape strips over a mold, such as a ball or wire of chicken in the shape of a shape, overlapping the edges. Apply how many layers as necessary, allowing each layer to dry before putting on another layer. Decorate as desired. Kidbibs Learning Tip #40: Newspaper Activity Support learn children in many ways Joyce Melton Pagã © S, Ed.D, president of Kidbibs, provides many activities that demonstrate how newspapers support the development of language and literacy, stimulate a Interest in current events, they support learning through the curriculum, promote higher level thoughts of thought, stimulate independent reading and writing, support the development of the characters, and more. more.

While students replace the missing titles, ask them to underline the words in the titles that have helped them find the correct history. Then distribute the titles of less important stories and ask students to choose one and write news to accompany it. When the stories have been completed, you provide each student with the story that originally accompanied the title. Ask: how close your story was close to the original? How did the title transmit the meaning of the story? You could follow this activity by asking the to write a title for their favorite fairy tale. Read a map. It organizes students in groups and assigns each group an international story in the news. Ask students to explore map maps

adnagaporrp id ehcincet elled amu odnazzilitu icunnaa irprrp i erattegorp id itneduts ilga eredeihc ebbertop is . Ativitta'1 rep pu-wollof emoc ?acincet ingo id aicacifff'1 otazneulfn reva orebbertop . Ate'1 o acifargoeg enoizisop al .osses li emoc .irottaf ilauQ ?iacacifff onem onare ehC ?iacacifff 'A'ip onare ehcincet ilauQ ideihC .atazzilitu adnagaporrp id acincet al animreted e icunnaa ingo etucsiD .aedi'nu o otodorrp nu noc atattepsir anosrep anu id enoizaicossa'1 -- otnemirefsarT .odnecaf onnats ol itnatropmi 'A'ip o .itnagilletni ,ehccir 'A'ip enosrep el olos ehc enoizacilpmi'1 -- bonS olleppA .asomaf anosrep anu id enoizavorppa'nu -- lainomitseT .ittaf ad etatroppps onos non ehc .etnanoizome ,olleb ,occtioirtap emoc ,ettehcite enoub odnazzilitu -- itnalittic AtilareneG .eedi o enosrep odnapitoerets -- gniillac-emoN .ittaf id enoissimo o enoisrotsid -- atrac alled otnematsatacca " .et emoc oirprrp onos otodorrp otseuq id itnetu ilg" ehc enoizacilpmi'1 -- arunaip id etneG . "odnecaf onnats ol irtla ilg ittut" ehc enoizacilpmi'1 -- nogawdnaB :adnagaporrp id ehcincet itneuges elled ocele nu eriubirtsid idniuQ .ottodorrp ingo otatular onnah itneduts ilg emoc artsom ehc ocifarg nu eraerC .icunnaa ilged olleppa'1 odnoce .enidro ni ittodorrp i eracnele id itneduts ilga eredeihc e .ilanroig ad itaigat icunnaa eriubirtsid .aidem i eripaC ?eseap led ehcisif ehcitsirettarac ellus itneve id eires al o otneve'1 ereva ebbertop otteffe elauQ ?airots alled itneve ilga otubiirtnoc reva orebbertop eseaap led ehcisif ehcitsirettarac ilauQ ?lsevo da e tse a .dus a .dron a eseaap li onamifnoc aucaqa id iproc o iseaap ilauQ ?eseap led etrap af etnenitnoc elauQ ?alrap augm'i ehC ?eseap leuq id elatipac al 'A' ilauQ ?'attic alleuq 'e eseaap ehc ni ?airots al ogou'i otuva ah .Attic elauq ni .ednamod etseuq ettut o emucla da erednopsir rep appam al erazzilitu id itneduts ilga ideihC .atangessa airots orol alla avitaler appam anu ereitgees e odnoM li Organize in sequence. Cut some popular comics, provide each student with a full strip, and ask students toECAP Rep S'NMULOC Rep Sda No Desab (Sda deifisiCs fo rehmun latot eht eht Etamitse keew eht tuo Erugif sda deifissalc fpapswen .noitcarf tahw dnif callidaC 5891 a fo ecirp egareva eht etaluclac .gniwoollof eht od ot repapswen eht fo segap deifissalc esu ot stneduts ksA .htam deifissalc rof tnuH .semeht yhpargoeg evif eht htiw delehal draob nitellub moorssalc a no seirotis eht yalpsiD .snoig'er dna .noitacinummoc dna nemevom .tnemnorivne eht dna noitcaretni namuh ,ecalp .noitacol -- yhpargoeg fo semeht evif eht fo hcae etartsulli taht seirotis rof repapswen eht hcraes ot tneduts hcae ksA .yhpargoeg erolpxE .eritas dna ,elobrep'yh ,ynori ,srohpatem ,selimis fo selpmaxe rof kool ?hgim stneduts redlio slaalp sevissessop sesnet Erutuf DNA , ?neserp, Sdrow Sdrow Sdrow DNopmoc Dnuos Lewov Ralucitrap 2013 - 2014 - 2015 - 2017 - sdrow :gniwo'lof eh fo Yna rof repapswen eht ni kool ot stnaduts ksa thim uoy .ytivittca a ni .yranotic a .yranotic a omorsalal a ni .neht .hcae fo noinnifed eht Pu kool dna , Rettel dengissa eht htiw gninnigeb sdrow ,Roppswen eht hguorht esworb ot stnetuts ksa .tebahpla eptel a meduts hcae ngassa ngassa medut meht egaruocne .Deraeppa yeht .Dna . ,.neve swen gniogno na tuoba seirots a ot redlio ecudutni neht .redro tcerroc eht ni .DNA , CIMOC EMAS EHT MORF SPIRITS htiw Puorg hcae Edivorp . Spuorg otni Stneduts Egnarra Ro .Rdro Tcerroc Eht I'm Not Afraid (Official Music Video) \$100 would have earned in a year in your area find which percentage of job openings start with T. As a follow-up to this activity, ask each student to create a classified ad and exchange it with a classmate. Ask: All the necessary information was included? If not, what was missing? Order and rank. Label each of seven shoe boxes with one of the following newspaper categories: News, Publishers, Features, Humorism, Advertising, Sports and Entertainment. Ask students to cut out newspaper stories that read every day and put each in the suitably labeled shoe box. At the end of the week, students skip as many stories as possible and write an adjective describing each on index cards attached to each box. You might suggest adjectives such as facts, sad, inspiring, opinions, misleading, foolish, serious and blamed. Discuss and compare adjectives. What conclusions can students reach on each category based on these words? Play a current event game. Make a list of five categories that could be created using the newspaper, such as countries, weather events, mathematical symbols, movies and technological terms. Ask students to search the newspaper for information about each category and write a question based on the information they find. (Remember students to make a note of answers to their questions.) Organize students in team, and use question and answer combinations to play a Jeopardy type of current events game. Make paper-maché. Finally, when you've done everything you can think of with your newspaper, don't throw it away. Make papier-maché! Here's how: Make a dough mixing together 1/2 cup of flour and 2 cups of cold water. Add dough to 2 cups of boiling water andto boil. Remove from the fire and mix in 3 tablespoons of sugar. Let the mixture cool and thicken. You can also make a quick pasta without cooked simply by adding water to the flour until it forms a soup soup(Since the flour -based pasta becomes mold over time, you might want to use busy wallpaper mixed with water for water for a long lasting creation.) Teaching the newspaper in narrow stripes, and dip the strips in the pasta , completely cover them. Exquire the excess pasta and drape strips over a mold, such as a ball or wire of chicken in the shape of a shape, overlapping the edges. Apply how many layers as necessary, allowing each layer to dry before putting on another layer. Decorate as desired. Kidbibs Learning Tip #40: Newspaper Activity Support learn children in many ways Joyce Melton Pagã © S, Ed.D, president of Kidbibs, provides many activities that demonstrate how newspapers support the development of language and literacy, stimulate a Interest in current events, they support learning through the curriculum, promote higher level thoughts of thought, stimulate independent reading and writing, support the development of the characters, and more. more.